

# MOUNTED REVERSIBLE PLOUGHS **JUWEL**





## **Reliability, ease of use and quality of work in a completely new plough model**

The use of ploughs is gaining more and more importance in arable farming as the use of crop care products is being reduced. For many farmers, ploughs are the first choice, above all as an alternative to the use of total herbicides and as a means to control herbicide-resistant weeds. Clean plough furrows additionally help prevent plant diseases and facilitate the control of mice



and other pests. Furthermore, ploughs leave clean field surfaces without harvest residue and thus create optimal conditions for the germination of the next crop sown. As a result, there still is no real, sustainable alternative to the plough, even today.

Numerous studies have shown, for example, that ploughs are the best

solution for the optimal development of rapeseed roots, as they loosen and aerate the main root zone in a targeted manner and thus establish the basis for sustainable, high yields.

The Juwel generation of ploughs from LEMKEN combines operational reliability and ease of use with an excellent quality of work.

The Juwel ploughs have extensive features and versatile accessories allowing each farmer and contractor to tailor the specification to his individual requirements. This includes numerous options for choosing interbody and under-frame clearance, stepped and continuously variable options for adjusting working width, and mechanical or hydraulic overload protection systems.

The Juwel has the following equipment variations:

- Juwel ploughs are available with 90, 100 or 120 cm body spacing.
- The basic version allows four different working widths to be set.
- The Juwel M V features hydraulic working width adjustment as standard. Using a double-acting hydraulic cylinder, working widths from 30 to 60 cm per body can be set from the tractor seat. Both the Juwel and the Juwel M V feature a shear pin in the standard specification.
- The Juwel 7/8 M U and Juwel 7/8 M VU versions feature the OptiStone auto-reset trip device which enables the plough bodies to move simultaneously upwards and to the side.
- As Juwel 6/7/8 M X and M V X with automatic mechanical overload protection.
- The Juwel 8 i is available with ISOBUS control.
- OF version for on-land and in-furrow ploughing.




# Optiquick - the prerequisite for perfect ploughing



## Optimally set - save time and costs

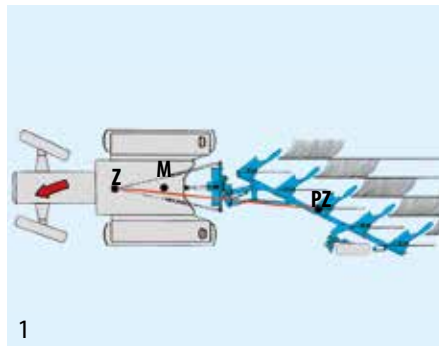
A precise plough setting is crucial to minimise material wear and to significantly reduce fuel consumption. To this end, LEMKEN has developed its unsurpassed Optiquick setting system which is also used with the Juwel M.

Optiquick can be used to set the front furrow width, independently from the tractor/plough pull line, simply and quickly. Optiquick therefore helps you save time and costs.



## The Optiquick setting center

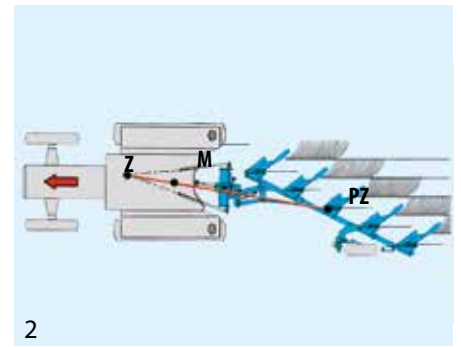
The LEMKEN Optiquick setting system ensures that ploughing is free from side forces. To ensure high stability and a long service life, the bearings have wear-resistant bushes and hardened pins. The bearings can be lubricated.



1

## Juwel M - front furrow width and pull point setting

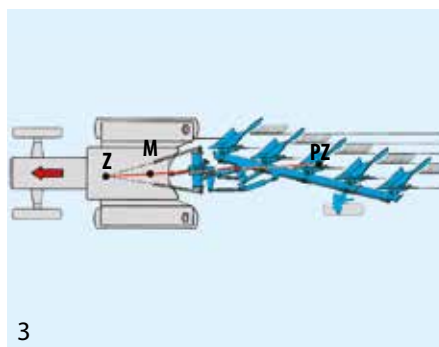
- The plough has been optimally set when the tractor/plough pull line – in Fig. 1 the connection line between Z and PZ – runs through the middle of the rear tractor axle M. Z marks the draw point at which the lower links cross (if extended forwards). PZ indicates the centre of the plough.
- First of all the front furrow width is set using the outer turnbuckle. The tractor/plough pull line is still not running



2

correctly in Fig. 1, as the line between Z and PZ still does not go through the middle of the back axle.

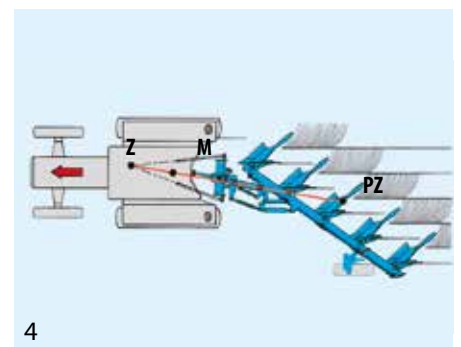
- Secondly, side force is eliminated by adjusting the inner turnbuckle. The tractor/plough pull line now crosses the rear axle of the tractor at Point M (Fig. 2). Despite the draw point correction, the width of the front furrow does not change.



3

## Juwel M V - ploughing without side pull at varying furrow widths

- Even the Juwel M V allows the front furrow width and pull point to be set independently of each other.
- Thanks to Optiquick and Vari technology, Juwel M V ploughs always work smoothly and without side pull



4

both for a narrow (Fig. 3) and wide working width (Fig. 4).

- Vari technology ensures that the front furrow width is automatically adjusted whenever the working width is changed.

# Safe when turning – with more ground clearance

The large clearance between the support wheel and ground ensures reliable plough rotation.

This advantage is especially useful on tractors with a low lifting height, as well as on heavy five to seven-furrow ploughs.





### Mechanical tilt adjustment, separate for each side

The tilt of Juwel ploughs is adjusted easily and precisely via a cap nut and stop; this adjustment can be made separately for each side.


- They are easy to handle and protect threads against dirt.
- This ensures that the tilt adjustment will keep operating smoothly.



### Hydraulic tilt adjustment, central

Optionally, Juwel 8/10 M ploughs can also be equipped with a memory reversing mechanism with central tilt adjustment.

- This allows the tilt to be comfortably adjusted from the tractor cab via a separate spool valve.
- An optional mechanical tilt display facilitates the adjustment.



### Well supported

The short, stable turnover axle can withstand heavy-duty impact and constant loads.

- It is shaped for optimum resistance, runs in tapered rollers and can be lubricated centrally.
- Due to the heat-treated steel used, the wear-resistant pivot bearing is extremely durable and guarantees a long service life.



### Pendulum wheel with hydraulic suspension

The special design of the pendulum wheel guarantees a large ground clearance and ensures an optimum working position and a safe and shock-free swivelling of the wheel during the turning process. Depending on the number of furrows and set working width, it is possible to plough all the way up to ditches, field boundaries, and fences.

- The working depth is adjusted via a perforated strip and bracket without any need for tools.
- When the working width is adjusted, the pendulum wheel is also adjusted.



### Uni wheel with hydraulic suspension

It is recommended to use the Uni wheel for safe transportation by road and for ploughs with four or more furrows. It enables a quick and simple change between working and transport position.

- The working depth is easily adjusted using a pin without having to lift the Uni wheel.
- The plough is locked in the central position for transportation.
- The Uni wheel is also suitable for reversing.



### Uni wheel with hydraulic setting

To ensure optimum ploughing work, the working depth is adjusted to soil conditions which change from shallow to deep or from heavy to light. The hydraulic Uni wheel is used here to ensure uniformly deep ploughing.

- The working depth can also be adjusted hydraulically for heavy ploughs and on heavy soil using a double-acting control unit only.
- The integrated damper ensures that the wheel is swivelled gently during the turning process.

# Safe to use and cost-effective on all soils



## DuraMaxx - 'Maximum Durability' plough body

The DuraMaxx bodies are a completely new plough body concept which enables the service lives to be increased by 50 % and the set-up time to be reduced by up to 80%.

- The DuraMaxx parts are manufactured from much harder steel than before. This is made possible as the material is no longer weakened by drilling and punching.

- Mould boards and slats are supported fully by the frog and other support structures. They are no longer a load-bearing part of the plough body. This means they can be worn much thinner without risk of snapping due to the soil forces on them.



Further  
information







### Can be changed without tools and quickly

The DuraMaxx plough bodies are designed in such a way that mould boards, slatts, and shins can be changed quickly without tools.

- The shin is held in place by a lynch pin. Pulling the pin allows the shin to be removed. The shin, in turn, holds the mould board or slatts in place. Once the shin is off, these slide forwards and out without the need for any tools.
- Even the share point, which is attached with a single bolt only, can be changed much more quickly than on conventional systems.



### The body structure

The DuraMaxx plough body is available with mould boards or slatts.

- The mould board and the slatts are attached with only two hooks.
- In the case of the slatted bodies the clearance between the slatts and supports is greatly increased. Supports are set in line with slatts, which reduces the possibility of blockages from soil running through the slatts.



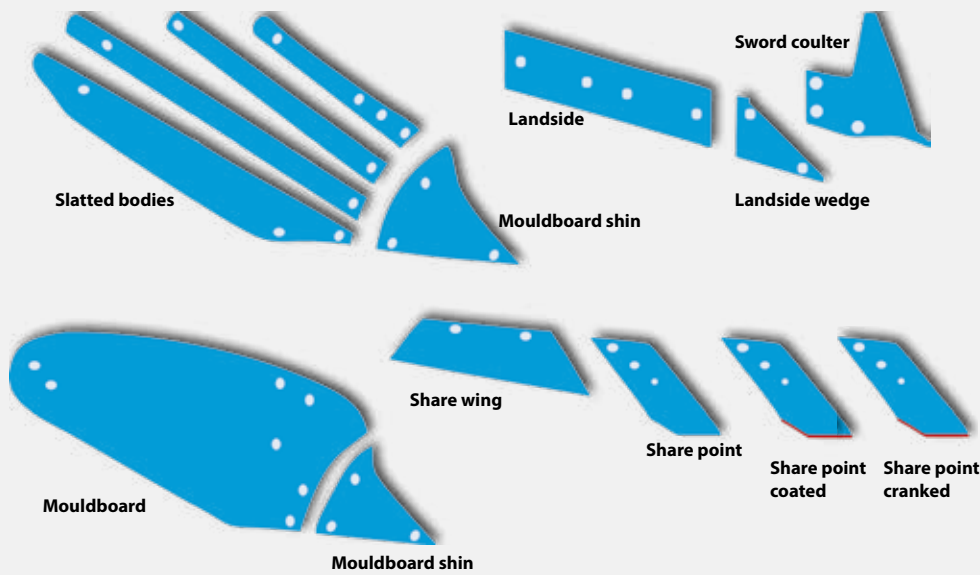
### DuraMaxx hybrid for sticky soils

Plastic slatts are also available for the DuraMaxx plough body. These are ideal for use on extremely sticky soils and in soil conditions in which little pressure is applied to the mould board.

- The best sliding properties are achieved by using plastic strips at the top and bottom of areas of the plough body susceptible to adhesion.
- The DuraMaxx body therefore works without "adhesion problems" even under extreme conditions.



# Cost-effective plough bodies



## Dural mouldboard

The frog of the Dural body is tempered and extremely strong.

- The pitch of the plough bodies is adjustable to ensure consistently good penetration of the plough into the soil.
- The smooth transition from the share to the mouldboard and the low-resistance shape make the plough even easier to pull.
- The mouldboards made of hardened special steel are designed for low wear without screws or bolts in the main wearing zone.
- The extra large mouldboard shin can be replaced individually for greater cost-effectiveness.



## Dural slatted bodies

The slats of the slatted bodies are made of thick, fully hardened special steel and can be individually replaced.

- The attachment screws are deeply sunk to ensure that the slats remain firmly in place throughout their extremely long service life.
- Slatted bodies and conventional mouldboards are based on the same basic body.
- The shares are divided and made of micro-alloyed boron steel.
- The overlapping design prevents roots or foreign objects from catching.
- High material density and firm attachment provide for resistance to wear and breakage.
- The wear zones of the share wings are significantly larger than with conventional shares.

Further  
information



# Superior operating comfort with iQ plough control

In agricultural machinery, work processes are being increasingly networked with more implements that are controlled electronically. The ISOBUS standard allows solutions to be implemented across several machines, making it obvious that due to the ease of operation offered by ISOBUS, this system should also be available for ploughs.



## Operating comfort Juwel 8 i

The Juwel 8 i controls plough rotation and the settings for front furrow, working angle, working width and working depth via the hydraulic support wheel as standard. These functions are controlled via the CCI terminal or the ISOBUS system on the tractor. Additional functions such as furrow press operation or settings for the OptiStone overload protection are available as options.

- The Juwel 8 i, on-board computer allows operating functions to be combined, saved and activated for up to eight different scenarios, for example for ploughing on slopes and finishing fields. For preparing a

shallow end furrow, a scenario with a different working angle and a shallower support wheel setting would, for example, be activated. This feature allows the ISOBUS functionalities with tractors to be utilised in mounted ploughs.

- The user interface on the display is intuitive and clear, making it easy to adjust any plough settings as required.
- Operator comfort can be increased even further by integrating controls compatible with the ISOBUS IL4 standard such as joysticks or multi-function levers.



## Juwel 8/GPS-based working width control

The GPS-controlled working width adjustment allows ploughing with a precisely straight furrow and working towards a target furrow, for example to avoid an additional turn at the headland. It is advisable to use the CCI-1200-Terminal.

- The 12.1" widescreen display on the CCI-1200 allows several functions to be displayed at the same time and therefore provides an optimal overview of work processes.



# Disruption-free ploughing in any conditions

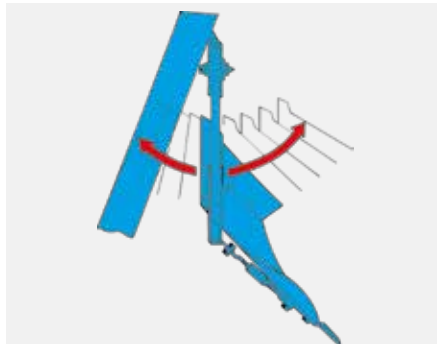
With mechanical non-stop overload protection: simplicity and strength



## Overload protection to prevent damage

All LEMKEN overload protection systems protect against damage from the share point colliding with underground obstacles. The overload protection in all Juwel ploughs features not only double-cut shear-off protection with a shear bolt as standard, but also a steering system with high trigger and re-entry forces to ensure that the system is triggered softly and smoothly whenever an obstacle is encountered. This protects both the tractor and the plough.

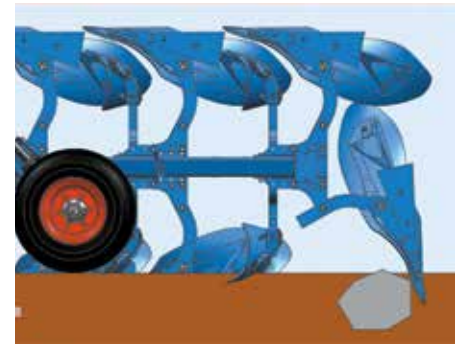
- The auto-reset spreader roller fitted to the Juwel X, which runs between the tandem beams, is not exposed to high friction forces, neither when the overload system is triggered, nor when the plough bodies re-enter the soil.
- As a result, force loss at the re-entry of the plough bodies into the soil is minimised.
- This ensures even trigger characteristics with smooth, effortless activation and powerful, speedy plough body re-entry.



## Response to obstacles

Whenever an obstacle is encountered, the elastic, high-quality surface-hardened spring steel beams and body legs can deflect exceptionally far to the side.

- The beams are firmly guided in the process to ensure that they remain in position at all times.
- Both the leg brackets and the beams c/w roller are bolted and together not welded.
- This means high strength and a long service life of the overload elements.



## Double protection

The Juwel features double-cut shear-off protection with a shear bolt as standard.

- The shear bolt additionally protects the plough against damage if the system becomes trapped under rocks or roots.



## With OptiStone hydraulic overload protection: versatility and comfort



### High vertical and horizontal triggering forces

The OptiStone overload protection is based on a new swivel bracket with high trigger and re-entry forces to ensure that the system is triggered softly and smoothly when an obstacle is encountered. This protects both tractor and plough. The overload element is easily able to deflect vertically up to 37 cm and horizontally up to 20 cm at the same time.

- This provides for a sufficiently large range of deflection to ensure consistently disruption-free work, even with deep ploughing.
- The high trigger forces can be conveniently and continuously adjusted to variable conditions from the tractor seat.

### Superior precision and operational reliability

The closed system of highly stable leg plates is reliably protected against dirt and foreign objects. A newly designed swivel bracket delivers high horizontal and vertical trigger forces while ensuring stable plough control. The system is supported in highly stable, easily accessible radial spherical plain bearings. The plough body is firmly connected to the three-dimensional bearing point – a clear advantage compared to the overload protection systems with four-point suspension commonly found on the market.

- Precise body alignment
- Stable and safe plough control
- No unhitching of the element
- Easy maintenance for a long service life and high operational reliability



# Variable to perfection - the Juwel M V



Good ploughing is largely dependent on the working width and the working depth of the individual plough bodies. The LEMKEN Juwel M V can fulfill the agricultural requirements for ploughing in the best possible way.

To ensure that the required working effect can be achieved depending on the type of soil, moisture conditions, and whether a seedbed or winter furrow is required, the working width of the Juwel M V can be simply, quickly and steplessly adjusted during work. All bodies and the depth wheel are automatically adjusted when the working width is adjusted.

The narrow seed furrow provides better tilling - the ideal condition for simple seedbed preparation with fewer subsequent operations required.

The wide winter furrow leaves a coarse surface to be broken up by the frost.

Juwel M V simplifies the ploughing of wedge-shaped pieces of land, curved headlands, and around poles and trees. Simple, hydraulic adjustment of furrow width straightens the work. In addition the tractor is always used to capacity.

The Juwel M V features hydraulic working width adjustment as standard. Using a double-acting hydraulic cylinder, working widths from 30 to 60 cm per body can be set from the tractor seat.



## Greater operating comfort

In M V models with memory reversing mechanism, the three hydraulic functions, i.e. the adjustments for the working width, tilt and front furrow, can be operated via an additional control

element with only one double-acting spool valve on the tractor. This ensures that a comprehensively featured plough can also be used with a tractor with only few hydraulic connections.

# Strong frame structure for all requirements



## The square frame

The robust, thick-walled square tube made of micro-alloyed, fine-grained, special steel provides the strong foundation for the new frame structure.

- The frame can be extended subsequently by a pair of plough bodies.
- It is guaranteed to have a low weight and a long service life.



## The adjustment brackets

The adjustment brackets securely bolted to the frame provide great strength, reliability, and high fitting accuracy.

- When the central bolt has been loosened, four working widths can be set between 30 and 50 cm.
- Skimmers and disc coulters are adjusted automatically as a new furrow width is set.



## Body spacing

The long body spacing, plough bodies attached to the side of the frame, and the shape of the legs, create large clearances between the plough bodies and skimmers.

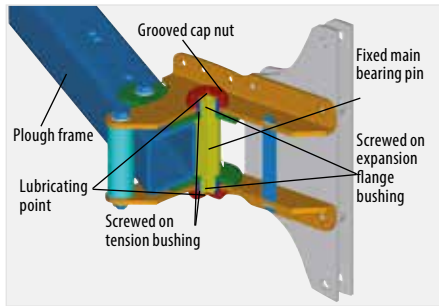
- Blockages are avoided even at a narrow working width.
- The legs feature a double-cut shearing off safety device.



## The bearings

The pivot of the Juwel M V swivel brackets supported next to the frame is situated close to the body.

- As a result, the bearings and components are exposed to reduced loads.
- All bearings have wear-resistant bushes, hardened pins, and can be lubricated.



## The variable bearing

The main bearing pin of the swivel bracket is fitted with tension bushings and is braced with the frame plates against rotation.

- The swivel bracket features permanently braced flange bushings. The two telescopic bushings for adjustment of the cutting width guarantee a long service life.
- When worn, each part can be replaced separately.




## The frame plates

The frame plates which support the swivel brackets of the Juwel M V and the link are bolted to the frame.

- This ensures great stability, high endurance strength and high fitting accuracy.

# Always well equipped



## Adjustment of the skimmers without tools

Working depth and angle are set independently of each other without tools.

- The working depth is set using a pin on the flat stalk. As a result, all skimmers on the plough are set uniformly without the need for further alignments or measurements. The angle is unchanged as depth is amended.



## No twisting of the skimmer

Juwel skimmers are fitted with strong flat stalks connected to the frame by two bolts.


- The flat stalk prevents the skimmer from twisting.
- Skimmers can be quickly removed if not required.



## Trash boards for blockage-free work

The trash boards are mounted directly on the leg and can be set over a wide range.

- They ensure blockage-free work and the neat insertion of plant material.
- Trash boards are also available in plastic for sticky soil conditions.



## Skimmers for blockage-free ploughing

The innovative skimmers with different share lengths ensure blockage-free ploughing even under difficult conditions.



- The special shape of the shares minimises wear and increases the service

life. Their mode of operation let the soil to flow very well.

- The specially shaped mould boards turn the soil neatly into the furrow bottom.

- A plastic mould board is available for sticky soil conditions and soils which apply little pressure to the skimmer.





**Disc coulter**

**Subsoiler for effective loosening**

The smooth disc coulter is corrugated at the sides to provide continuous drive even when breaking up large amounts of organic material.

- The disc coulter arms are swivelled vertically for depth adjustment and can be fixed in position with a screw when engaged with the gears.
- The smooth bearings on the unploughed side are double-sealed against dirt ingress.

- The disc coulters are available in a range of versions and mounting positions:
  - 1) Ø 500 mm, next to skimmers
  - 2) Ø 590 mm, in front of/next to skimmers, adjustable
  - 3) Ø 500 mm, at T-element next to skimmers
  - 4) Ø 500 mm, suspended in front of skimmers
  - 5) Alternatively, serrated discs are available in all diameters.

The specially shaped subsoiler delivers a particularly good loosening effect.

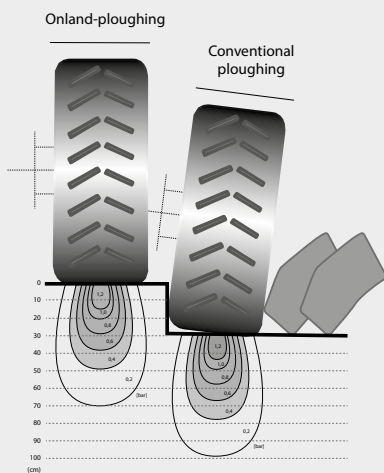
- The subsoiler depth can be adjusted without tools, and the subsoiler can also simply be removed without requiring tools, if necessary.
- All wear parts can be individually replaced. The stalk guard prevents wear on the stalk.



# Juwel OF



## On-land and in-furrow ploughing



In recent years, there has been a trend towards larger tractors with wider tyres (710mm, 800mm or wider). There is not enough space for these wider tyres in

the furrows, resulting in harmful soil compaction when driving across loosened soils and along furrow edges.

Lower soil compaction during on-land ploughing has a beneficial effect on the soil structure.



# Versatile applications



## Support wheel ground clearance during plough rotation

As GPS steering systems are becoming more popular, on-land ploughing is becoming more practicable for tractor operators. While it was previously mainly tractors with crawler tracks that

were driven outside the furrow for systemic reasons, modern steering systems allow comfortable ploughing with precise furrow alignment even from standard tractors.

If damp soil surfaces prevent the optimal transmission of traction forces, Juwel ploughs can be quickly and easily converted to in-furrow ploughing.

## On-land and in-furrow

The OF versions of LEMKEN's Juwel 8 and 10 ploughs allow tractors to be driven both in-furrow and on-land.

The ploughs OF system is adjusted via an inner hydraulic cylinder, which also serves to set the distance to the furrow edge and thus the front furrow width.

The outer ram is used to set the tractor/plough traction line either mechanically via an adjustment sleeve or hydraulically via a memory ram.



# Juwel 10 M and 10 M V – a new dimension in mounted ploughs

**A design specially adapted to large tractors:**



Lower and upper link points moved further up

- Optimal lower and upper link position with large tractor tyres



160 x 160 x 10 mm frame strength and a turnover shaft with a 130-mm diameter

- Can be used with tractors with up to 450 HP
- Use in even extremely difficult soils

Substantially larger offset in on-land operation:

- Use with tractors with up to 4 metres external width
- Permits the use of large tractor tyres to prevent soil compaction and increase traction
- No slipping in the furrow even in challenging soil conditions
- Always sufficient distance to the furrow edge and therefore no furrow breakage





## Upper link damping

The Juwel 10 M and M V ploughs are optimally equipped with an upper link damping system. With this system, a hydraulic ram in the plough headstock dampens the vibrations caused by travelling on uneven terrain with the raised plough.

- Lower tractor loads
- Safe and comfortable driving with the plough raised
- Protection of tractor and plough parts for a long service life



## Transport function

In combination with a uni wheel and hydraulic frame swivelling, the Juwel 10 M / M V is also available with special transport equipment, which ensures that the frame swivelling ram offsets bumps in uneven terrain. The front steering pin serves as the pivot point.

- Safe and comfortable road transport
- No need to uncouple the upper link



# Technical data

Juwel 6 M										
Body spacing (cm)	90	100	90	100	90	100	90	100		
Number of furrows	3		3+1		4		4+1			
Working width (cm)	90-150		120-200		120-200		150-250			
Weight (kg)	707	719	870	886	907	932	1.070	1.090		
Tractor output (PS)	50-80		60-110		60-110		80-130			
(kW)	37-59		44-81		44-81		59-96			
X-version Weight (kg) <sup>3</sup>	878	886	1.098	1.109	1.135	1.146	-	-		
Juwel 6 MV <sup>2</sup>										
Body spacing (cm)	100		100		100		100			
Number of furrows	3		3+1		4		4+1			
Working width (cm)	75-150		100-200		100-200		125-250			
Weight (kg)	739		966		1.078		1.305			
Tractor output (PS)	50-80		60-110		60-110		80-130			
(kW)	37-59		44-81		44-81		59-96			
X-version Weight (kg) <sup>3</sup>	906		1.189		1.306		-			
Juwel 7 M										
Body spacing (cm)	90	100	90	100	90	100	90	100	90	100
Number of furrows	3		3+1		4		4+1		5	
Working width (cm)	90-150		120-200		120-200		150-250		150-250	
Weight (kg)	801	813	1.023	1.039	1.013	1.029	1.235	1.255	1.235	1.255
Tractor output (PS)	70-100		80-130		80-130		90-160		90-160	
(kW)	51-74		59-96		59-96		66-118		66-118	
U-version Weight (kg) <sup>1</sup>	966	978	1.237	1.253	1.227	1.243	1.498	1.518	1.487	1.507
X-version Weight (kg) <sup>3</sup>	1.009	1.021	1.302	1.318	1.292	1.308	1.585	1.605	1.575	1.595
Juwel 7 MV <sup>2</sup>										
Body spacing (cm)	90	100	90	100	90	100	90	100	90	100
Number of furrows	3		3+1		4		4+1		5	
Working width (cm)	90-165		120-220		120-220		150-275		150-275	
Weight (kg)	912		1.198		1.171	1.187	1.453	1.473	1.453	1.473
Tractor output (PS)	70-100		80-130		80-130		90-160		90-160	
(kW)	51-74		59-96		59-96		66-118		66-118	
U-version Weight (kg) <sup>1</sup>	1.072		1.413		1.386	1.402	1.723	1.743	1.712	1.732
X-version Weight (kg) <sup>3</sup>	1.120		1.477		1.450	1.466	1.803	1.823	1.792	1.812
Juwel 8 M										
Body spacing (cm)	90	100	90	100	90	100	90	100	90	100
Number of furrows	3		3+1		4		4+1		5	
Working width (cm)	90-150		120-200		120-200		150-250		150-250	
Weight (kg)	1,058	1,073	1,289	1,308	1,274	1,293	1,505	1,528	1,409	1,513
Tractor output (PS)	90-135		110-180		110-180		130-225		130-225	
(kW)	66-99		81-132		81-132		96-165		96-165	
U-version Weight (kg) <sup>1</sup>	1,314	1,329	1,617	1,636	1,602	1,621	1,905	1,928	1,890	1,913
X-version Weight (kg) <sup>3</sup>	1,311	1,326	1,613	1,632	1,598	1,617	1,900	1,923	1,885	1,908
Juwel 8 M										
Body spacing (cm)	120		120							
Number of furrows	4		4+1							
Working width (cm)	160-240		200-300							
Weight (kg)	1,373		1,618							
Tractor output (PS)	110-190		130-238							
(kW)	81-140		96-175							
U-version Weight (kg) <sup>1</sup>	1,661		1,978							
X-version Weight (kg) <sup>3</sup>	1,657		1,973							

<sup>1</sup> U-Ausführung = mit zusätzlicher hydraulischer Überlastsicherung OptiStone

<sup>2</sup> Arbeitsbreite stufenlos hydraulisch verstellbar

<sup>3</sup> X-Ausführung = mit zusätzlicher mechanischer Überlastsicherung

<b>Juwel 8 MV<sup>2</sup></b>												
<b>Body spacing (cm)</b>	90		100		90		100		90		100	
Number of furrows	3		3+1		4		4+1		5		5+1	
Working width (cm)	90-165		120-220		120-220		150-275		150-275		180-330	
Weight (kg)	1,172	1,187	1,463	1,482	1,442	1,461	1,733	1,756	1,708	1,731	1,999	2,026
Tractor output (PS)	90-135		110-180		110-180		130-225		130-225		140-270	
(kW)	66-99		81-132		81-132		96-165		96-165		103-199	
U-version Weight (kg) <sup>1</sup>	1,428	1,443	1,795	1,814	1,770	1,789	2,137	2,160	2,108	2,131	2,475	2,506
X-version Weight (kg) <sup>3</sup>	1,425	1,440	1,787	1,806	1,766	1,785	2,128	2,151	2,103	2,126	2,465	2,492

<b>Juwel 8 MV<sup>2</sup></b>										
<b>Body spacing (cm)</b>	120		120							
Number of furrows	4		4+1							
Working width (cm)	140-240		175-300							
Weight (kg)	1,541		1,846							
Tractor output (PS)	110-190		130-238							
(kW)	81-140		96-175							
U-version Weight (kg) <sup>1</sup>	1,829		2,210							
X-version Weight (kg) <sup>3</sup>	1,825		2,201							

<sup>1</sup> U-version = with additional hydraulic overload safety device OptiStone <sup>2</sup> Hydraulically adjustable working width <sup>3</sup> X-version = with additional mechanical overload safety device

<b>Juwel 10 M</b>												
<b>Body spacing (cm)</b>	100		100		90		100		90		100	
Number of furrows	4		4+1		5		5+1		6		6+1	
Working width (cm)	120-200		150-250		150-250		180-300		180-300		210-350	
Weight (kg)	1,432		1,666		1,635	1,651	1,865	1,885	1,850	1,870	2,080	2,104
Tractor output (PS)	150-250		180-300		180-300		210-350		210-350		240-400	
(kW)	110-184		132-221		132-221		154-257		154-257		176-294	
U-version Weight (kg) <sup>1</sup>					1,946		2,239		2,204		2,434	

<b>Juwel 10 M</b>												
<b>Body spacing (cm)</b>	120		120		120		120					
Number of furrows	4		4+1		5		5+1					
Working width (cm)	160-240		200-300		200-300		240-360					
Weight (kg)	1,480		1,726		1,711		1,945					
Tractor output (PS)	150-250		180-300		180-300		210-350					
(kW)	110-184		132-221		132-221		154-257					

<b>Juwel 10 M with reinforced leg bracket</b>												
<b>Body spacing (cm)</b>	100		120		100		100					
Number of furrows	4		4+1		5		5+1					
Working width (cm)	132-240		165-300		165-250		198-300					
Weight (kg)	1,562	1,610	1,829	1,889	1,816		2,080					
Tractor output (PS)	150-320		180-400		180-400		210-450					
(kW)	110-235		132-294		132-294		154-331					

Working width per furrow with 90 cm interbody clearance: 30, 35, 40, 45 cm/with 100 cm interbody clearance: 33, 38, 44, 50 cm/with 120 cm interbody clearance: 40, 45, 53, 60 cm  
 Juwel 10 M underframe clearance 80 cm or 85 cm/Juwel 10 M with reinforced leg bracket 90 cm

<b>Juwel 10 M V</b>												
<b>Body spacing (cm)</b>	100		100		90		100		90		100	
Number of furrows	4		4+1		5		5+1		6		6+1	
Working width (cm)	108-220		135-275		135-275		162-330		162-330		189-385	
Weight (kg)	1,669		1,963		1,907	1,930	2,197	2,224	2,164	2,191	2,458	2,485
Tractor output (PS)	150-250		180-300		180-300		210-350		210-350		240-400	
(kW)	110-184		132-221		132-221		154-257		154-257		176-294	
U-version Weight (kg) <sup>1</sup>					2,225		2,578		2,518		2,871	

<b>Juwel 10 M V</b>												
<b>Body spacing (cm)</b>	120		120		120		120		120		120	
Number of furrows	3		3+1		4		4+1		5		5+1	
Working width (cm)	108-180		144-240		144-240		180-300		180-300		216-360	
Weight (kg)	1,433		1,739		1,717		2,023		1,990		2,296	
Tractor output (PS)	120-200		150-250		150-250		180-300		180-300		210-350	
(kW)	88-147		110-184		110-184		132-221		132-221		154-257	

<b>Juwel 10 M V with reinforced leg bracket</b>												
<b>Body spacing (cm)</b>	120		120		100		120		100		100	
Number of furrows	3		3+1		4		4+1		5		5+1	
Working width (cm)	108-180		144-240		120-240		150-300		150-275		180-330	
Weight (kg)	1,537		1,877		1,807	1,855	2,136	2,196	2,103		2,432	
Tractor output (PS)	120-240		150-320		150-320		180-400		180-400		210-450	
(kW)	88-176		110-235		110-235		132-294		132-294		154-331	

Working width per furrow with 90 cm interbody clearance: approx. 27-50 cm/with 100 cm interbody clearance: approx. 30-55 cm/with 120 cm interbody clearance: approx. 36-60 cm  
 Juwel 10 M V underframe clearance 80 cm or 85 cm/Juwel 10 M V with reinforced leg bracket 90 cm

OUR DRIVING FORCE:  
**YOUR SUCCESS.**



**LEMKEN GmbH & Co. KG**  
Weseler Straße 5  
46519 Alpen, Germany  
Tel. +49 2802 81-0  
Fax +49 2802 81-220  
[info@lemken.com](mailto:info@lemken.com)  
[lemken.com](http://lemken.com)

Your LEMKEN dealer: